

RESEARCH BRIEF

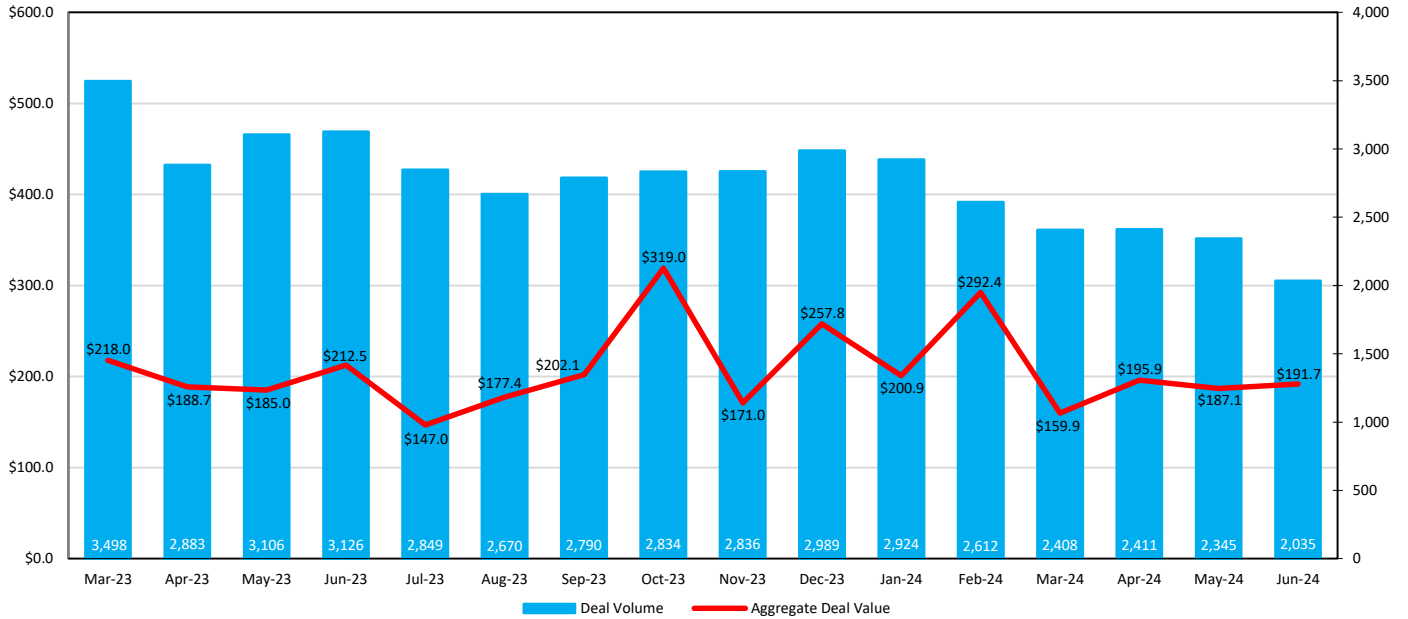
# Flashwire Quarterly

2<sup>nd</sup> Quarter 2024

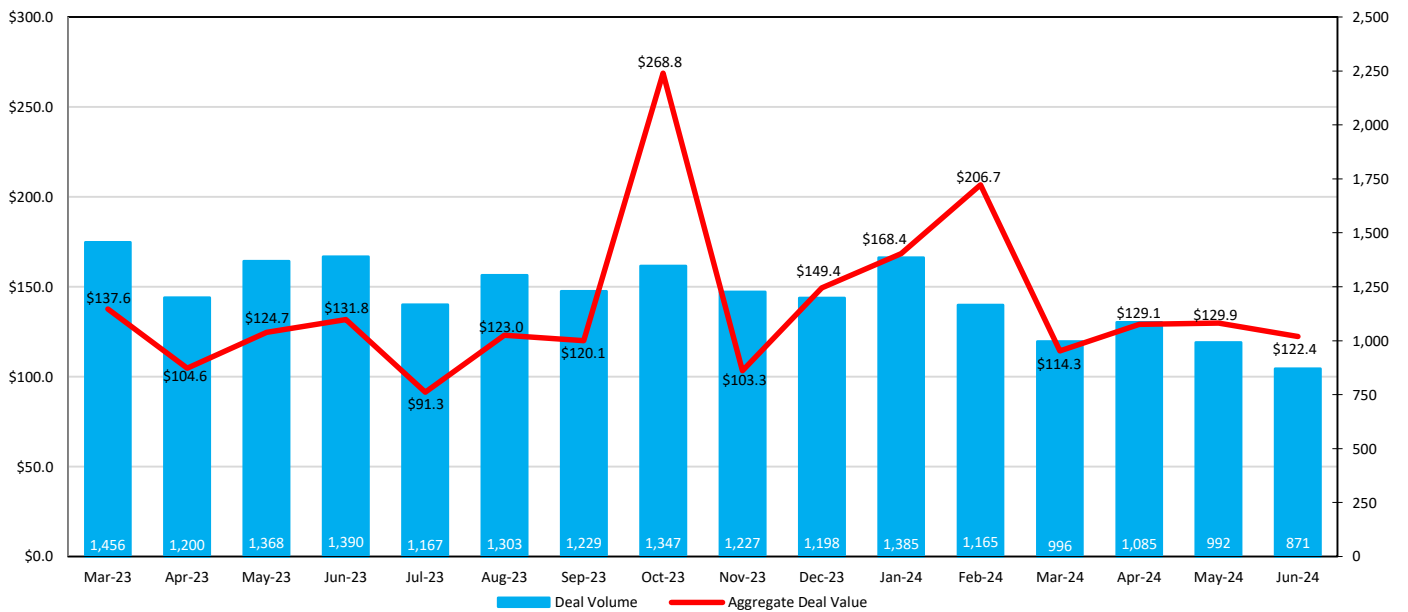
M&A Market Index	2
Deal Volume	4
Global	5
United States	7
US Middle Market	9
Europe	11
United Kingdom	13
Asia ex-Japan	15
Japan	17
US Activism and Defense	18

Market Index

The Global Mergers & Acquisitions Market Index



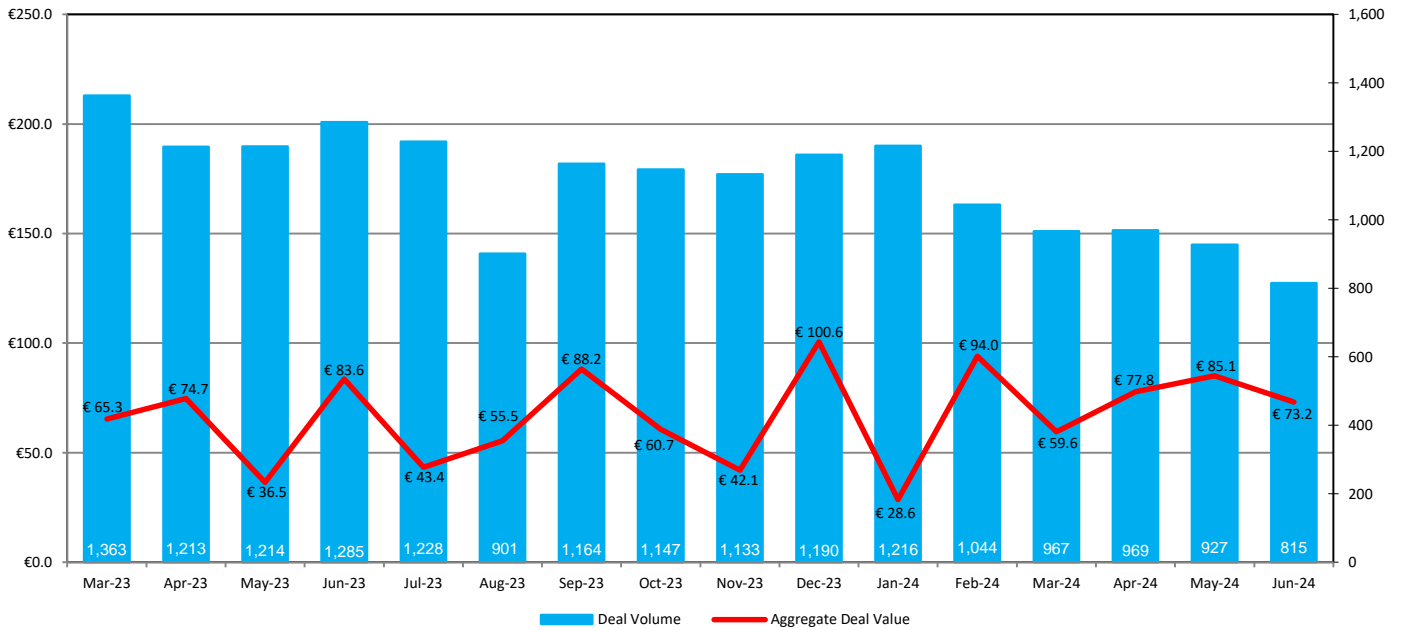
The US Mergers & Acquisitions Market Index



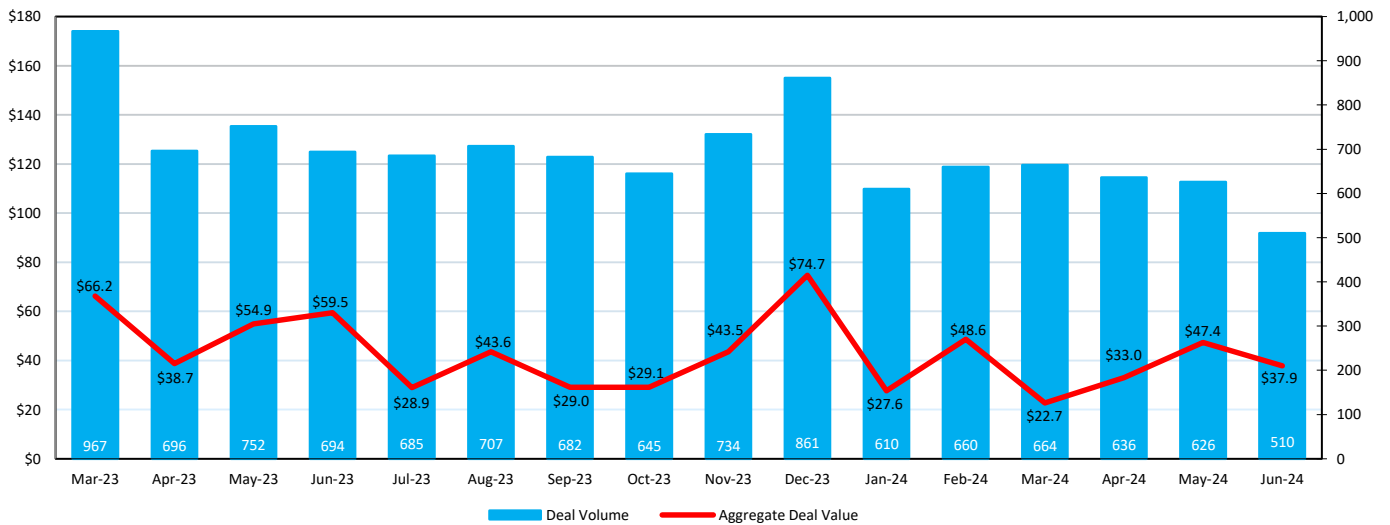
If you would like to participate in our league table rankings or have questions about league table criteria, please contact [advisors@factset.com](mailto:advisors@factset.com) or North America: Tayo Olatoyan – [tolatoyan@factset.com](mailto:tolatoyan@factset.com), Global: Anita Abbas – [aabbas@factset.com](mailto:aabbas@factset.com), Activism: [sharkrepellentadvisors@factset.com](mailto:sharkrepellentadvisors@factset.com).

Market Index

The Europe Mergers & Acquisitions Market Index



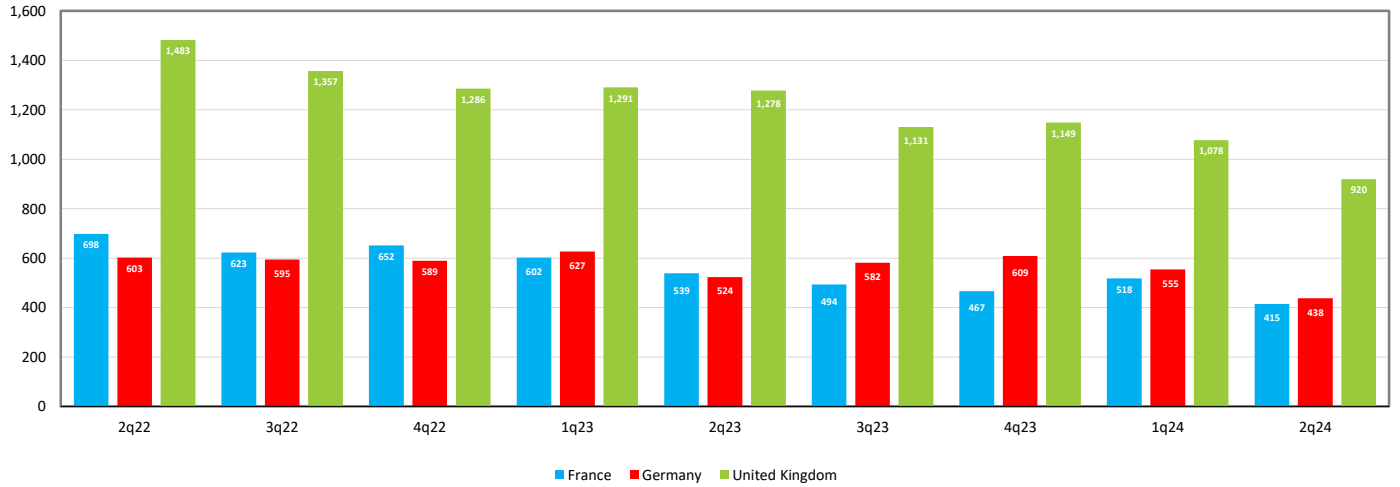
The Asia Mergers & Acquisitions Market Index



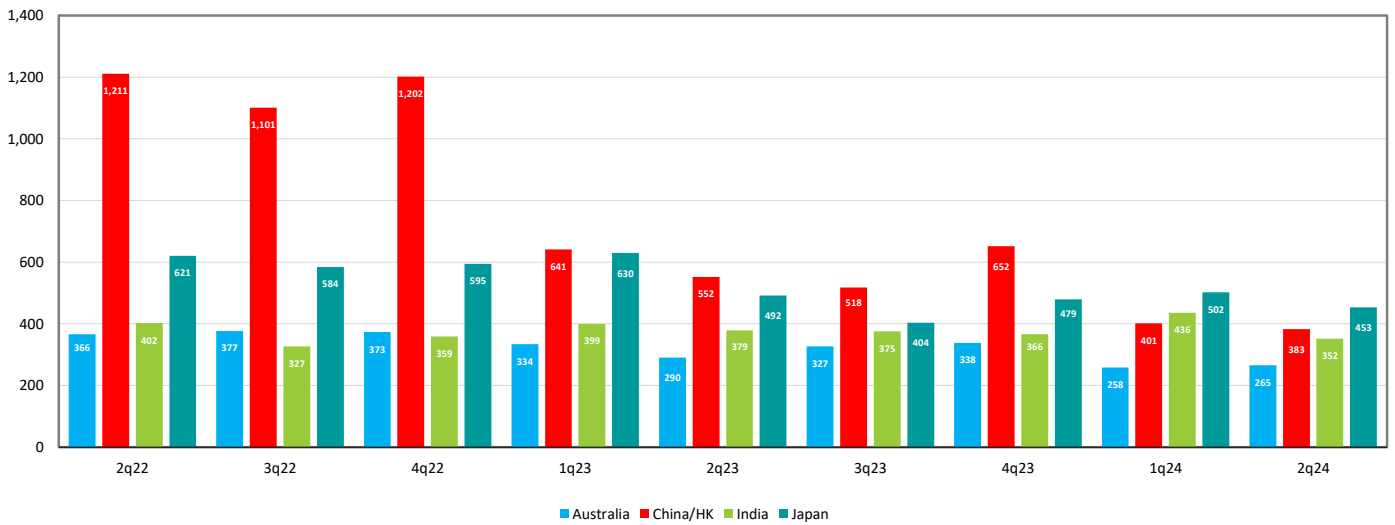
If you would like to participate in our league table rankings or have questions about league table criteria, please contact [advisors@factset.com](mailto:advisors@factset.com) or North America: Tayo Olatoyan – [tolatoyan@factset.com](mailto:tolatoyan@factset.com), Global: Anita Abbas – [aabbas@factset.com](mailto:aabbas@factset.com), Activism: [sharkrepellentadvisors@factset.com](mailto:sharkrepellentadvisors@factset.com).

Deal Volume By Country

Europe: Deal Volume by Country



Asia: Deal Volume by Country



If you would like to participate in our league table rankings or have questions about league table criteria, please contact [advisors@factset.com](mailto:advisors@factset.com) or North America: Tayo Olatoyan – [tolatoyan@factset.com](mailto:tolatoyan@factset.com), Global: Anita Abbas – [aabbas@factset.com](mailto:aabbas@factset.com), Activism: [sharkrepellentadvisors@factset.com](mailto:sharkrepellentadvisors@factset.com).

## GLOBAL: ANNOUNCED DEALS – RANKED BY TRANSACTION VALUE

Financial Advisor			Legal Advisor				
	Transaction Value (\$Mil)*	Total Deals**		Transaction Value (\$Mil)*	Total Deals**		
1.	JPMorgan Chase & Co	\$340,094.9	140	1.	Skadden, Arps, Slate, Meagher & Flom LLP	\$221,277.5	87
2.	Goldman Sachs & Co.	315,835.3	153	2.	Kirkland & Ellis LLP	198,795.6	266
3.	Morgan Stanley	270,145.7	123	3.	Wachtell, Lipton, Rosen & Katz	173,359.0	29
4.	Citigroup	189,952.0	81	4.	Sullivan & Cromwell LLP	171,934.8	62
5.	Evercore, Inc.	173,856.5	66	5.	Paul, Weiss, Rifkind, Wharton & Garrison	166,344.2	59
6.	BofA Securities	155,585.4	93	6.	Latham & Watkins LLP	162,908.2	223
7.	Jefferies LLC	128,820.4	106	7.	Davis Polk & Wardwell LLP	122,394.9	56
8.	Barclays Plc	122,774.8	58	8.	Goodwin Procter LLP	95,292.5	129
9.	Centerview Partners LLC	104,072.7	43	9.	Cravath, Swaine & Moore LLP	93,690.0	24
10.	UBS Group AG	99,793.5	89	10.	Simpson Thacher & Bartlett LLP	92,337.7	76
11.	RBC Capital Markets	94,392.3	62	11.	Fried, Frank, Harris, Shriver & Jacobson	79,056.6	24
12.	Wells Fargo & Co.	76,838.6	20	12.	Freshfields Bruckhaus Deringer LLP	67,213.8	57
13.	Lazard	72,854.6	83	13.	Vinson & Elkins LLP	65,478.3	32
14.	Qatalyst Group LP	70,584.6	9	14.	Weil, Gotshal & Manges LLP	64,277.5	81
15.	Deutsche Bank AG	68,195.2	39	15.	Cleary Gottlieb Steen & Hamilton LLP	63,861.1	35
16.	Rothschild & Co	63,021.1	144	16.	A&O Shearman LLP	56,036.1	101
17.	PJT Partners, Inc.	57,965.8	18	17.	Morrison & Foerster LLP	52,643.0	27
18.	BNP Paribas SA	56,692.7	42	18.	Sidley Austin LLP	51,710.9	53
19.	The Toronto-Dominion Bank	38,908.9	36	19.	Gibson, Dunn & Crutcher LLP	50,529.4	85
20.	Perella Weinberg Partners	34,069.0	14	20.	Linklaters LLP	48,522.8	43
21.	Mediobanca SpA	29,000.6	25	21.	Alston & Bird LLP	47,072.8	45
22.	Guggenheim Capital LLC	25,290.3	21	22.	Clifford Chance LLP	44,370.0	63
23.	Moelis & Co.	23,191.9	50	23.	Debevoise & Plimpton LLP	38,925.9	30
24.	PricewaterhouseCoopers	22,744.1	193	24.	Slaughter & May Ltd.	33,726.2	16
25.	ARC Group Ltd.	21,769.7	4	25.	Herbert Smith Freehills LLP	32,839.5	60
26.	Truist Financial Corp.	21,766.6	10	26.	Jones Day LP	30,597.9	83
27.	Houlihan Lokey, Inc.	20,081.3	138	27.	Hogan Lovells	30,030.8	66
28.	Société Générale SA	19,905.4	15	28.	White & Case LLP	29,909.4	61
29.	BMO Capital Markets Corp	18,882.1	20	29.	Paul Hastings LLP	29,816.8	49
30.	Ernst & Young Global Ltd.	17,961.0	205	30.	Wilson Sonsini Goodrich & Rosati	26,058.8	50
31.	Macquarie Group	17,197.4	30	31.	Ropes & Gray LLP	26,009.9	45
32.	Mizuho Financial Group, Inc.	16,033.4	22	32.	Covington & Burling LLP	24,460.0	16
33.	Scotiabank	14,983.1	17	33.	DLA Piper Group	23,457.5	82
34.	HSBC Holdings Plc	12,446.2	16	34.	Fasken Martineau DuMoulin LLP	23,108.5	15
35.	Raymond James Financial, Inc.	11,960.2	51	35.	Sichenzia Ross Ference Carmel LLP	21,989.8	5
36.	Natixis SA	11,791.5	26	36.	Fenwick & West LLP	21,828.2	34
37.	KPMG International Coop.	11,053.9	126	37.	Brown Rudnick LLP	21,492.9	1
38.	Desjardins Securities, Inc.	10,434.8	4	37.	Garfinkle Biderman LLP	21,492.9	1
39.	William Blair & Co.	10,350.6	72	39.	Akin, Gump, Strauss, Hauer & Feld LLP	21,180.6	20
40.	Robert W. Baird & Co.	10,184.8	53	40.	Uría Menéndez Abogados SLP	20,280.4	29
41.	Cohen & Co., Inc.	9,603.0	6	41.	Khaitan & Co. LLP	18,979.0	43
42.	Kroll Inc	8,723.7	9	42.	AZB & Partners	17,369.3	39
43.	Carnegie ASA	8,467.6	30	43.	Blake, Cassels & Graydon LLP	17,304.1	35
44.	Houlihan Capital LLC	8,346.8	1	44.	CMS	17,054.9	118
45.	Piper Sandler Cos.	7,221.7	44	45.	Baker Botts LLP	16,938.3	16
46.	Daiwa / DC Advisory	7,137.0	63	46.	Milbank LLP	15,395.5	23
47.	Greenhill & Co., Inc.	6,743.2	12	47.	Willkie Farr & Gallagher LLP	15,209.6	58
48.	National Bank of Canada	6,588.0	10	48.	Goodmans LLP	14,568.0	10
49.	Mitsubishi UFJ Morgan Stanley Securities	6,578.5	6	49.	J&A Garrigues SLP	13,995.6	6
50.	Stifel/KBW	6,069.6	55	50.	Stikeman Elliott LLP	13,926.7	22

If you would like to participate in our league table rankings or have questions about league table criteria, please contact [advisors@factset.com](mailto:advisors@factset.com) or North America: Tayo Olatoyan – [tolatoyan@factset.com](mailto:tolatoyan@factset.com), Global: Anita Abbas – [aabbas@factset.com](mailto:aabbas@factset.com), Activism: [sharkrepellentadvisors@factset.com](mailto:sharkrepellentadvisors@factset.com).

## GLOBAL: ANNOUNCED DEALS – RANKED BY NUMBER OF DEALS

Financial Advisor		Transaction Value (\$Mil)*	Total Deals**	Legal Advisor		Transaction Value (\$Mil)*	Total Deals**
1.	Ernst & Young Global Ltd.	\$17,961.0	205	1.	Kirkland & Ellis LLP	\$198,795.6	266
2.	PricewaterhouseCoopers	22,744.1	193	2.	Latham & Watkins LLP	162,908.2	223
3.	Goldman Sachs & Co.	315,835.3	153	3.	Goodwin Procter LLP	95,292.5	129
4.	Rothschild & Co	63,021.1	144	4.	CMS	17,054.9	118
5.	BDO LLP	4,690.7	142	5.	A&O Shearman LLP	56,036.1	101
6.	JPMorgan Chase & Co	340,094.9	140	6.	Skadden, Arps, Slate, Meagher & Flom	221,277.5	87
7.	Houlihan Lokey, Inc.	20,081.3	138	7.	Gibson, Dunn & Crutcher LLP	50,529.4	85
8.	KPMG International Coop.	11,053.9	126	8.	Jones Day LP	30,597.9	83
9.	Morgan Stanley	270,145.7	123	9.	DLA Piper Group	23,457.5	82
10.	Jefferies LLC	128,820.4	106	10.	Weil, Gotshal & Manges LLP	64,277.5	81
11.	BofA Securities	155,585.4	93	11.	Simpson Thacher & Bartlett LLP	92,337.7	76
12.	Deloitte LLP	3,259.0	91	12.	Cooley LLP	12,958.1	70
12.	Grant Thornton International Ltd.	888.9	91	13.	Hogan Lovells	30,030.8	66
14.	UBS Group AG	99,793.5	89	14.	Squire Patton Boggs (US) LLP	1,778.0	64
15.	Lazard	72,854.6	83	15.	Clifford Chance LLP	44,370.0	63
16.	Citigroup	189,952.0	81	16.	Sullivan & Cromwell LLP	171,934.8	62
17.	William Blair & Co.	10,350.6	72	17.	White & Case LLP	29,909.4	61
18.	Evercore, Inc.	173,856.5	66	18.	Herbert Smith Freehills LLP	32,839.5	60
19.	Daiwa / DC Advisory	7,137.0	63	19.	Paul, Weiss, Rifkind, Wharton & Garrison	166,344.2	59
20.	RBC Capital Markets	94,392.3	62	20.	Willkie Farr & Gallagher LLP	15,209.6	58
20.	Lincoln International LLC	3,511.0	62	21.	Freshfields Bruckhaus Deringer LLP	67,213.8	57
22.	Barclays Plc	122,774.8	58	22.	Davis Polk & Wardwell LLP	122,394.9	56
23.	Stifel/KBW	6,069.6	55	23.	Sidley Austin LLP	51,710.9	53
24.	Robert W. Baird & Co.	10,184.8	53	24.	Morgan, Lewis & Bockius LLP	11,298.7	50
25.	Raymond James Financial, Inc.	11,960.2	51	24.	Wilson Sonsini Goodrich & Rosati	26,058.8	50
26.	Moelis & Co.	23,191.9	50	26.	Baker & McKenzie LLP	10,311.9	49
27.	Translink International AG	176.7	48	26.	Paul Hastings LLP	29,816.8	49
28.	Clearwater International	391.0	46	28.	Greenberg Traurig PA	7,986.5	46
29.	Piper Sandler Cos.	7,221.7	44	29.	Alston & Bird LLP	47,072.8	45
30.	Canaccord Genuity Group, Inc.	5,340.40	43	29.	Ropes & Gray LLP	26,009.9	45
30.	Centerview Partners LLC	104,072.70	43	31.	Addleshaw Goddard LLP	3,139.8	44
30.	Oaklins	3,010.00	43	32.	Khaitan & Co. LLP	18,979.0	43
33.	BNP Paribas SA	56,692.7	42	32.	Linklaters LLP	48,522.8	43
34.	Clairfield International SA	631.1	40	34.	Dentons Rodyk & Davidson LLP	9,438.8	42
35.	Deutsche Bank AG	68,195.2	39	35.	McDermott Will & Emery LLP	9,838.9	40
36.	Benchmark International Co. Sales	67.0	38	35.	Mayer Brown LLP	6,974.2	40
37.	The Toronto-Dominion Bank	38,908.9	36	37.	AZB & Partners	17,369.3	39
38.	Alvarez & Marsal, Inc.	151.1	34	38.	Blake, Cassels & Graydon LLP	17,304.10	35
39.	Carnegie ASA	8,467.6	30	38.	Cleary Gottlieb Steen & Hamilton LLP	63,861.10	35
39.	Macquarie Group	17,197.4	30	40.	Fenwick & West LLP	21,828.2	34
41.	Harris Williams & Co.	3,720.0	28	41.	PricewaterhouseCoopers	4,673.70	33
42.	CFI	17.0	27	41.	Winston & Strawn LLP	2,673.10	33
43.	Ebner Stolz Mönning Bachem	-	26	43.	Osborne Clarke LLP	1,240.8	32
43.	Natixis SA	11,791.50	26	43.	Vinson & Elkins LLP	65,478.3	32
45.	Mediobanca SpA	29,000.6	25	45.	Debevoise & Plimpton LLP	38,925.90	30
46.	Baker Tilly International Ltd.	19	23	45.	Heuking Kühn Lüer Wojtek Partnerschaft	248.2	30
46.	Eight Advisory UK Ltd.	-	23	45.	PedersoliGattai	2,031.20	30
48.	Mizuho Financial Group, Inc.	16,033.4	22	48.	Norton Rose Fulbright LLP	7,291.1	29
49.	Guggenheim Capital LLC	25,290.3	21	48.	Uría Menéndez Abogados SLP	20,280.4	29
50.	BMO Capital Markets Corp	18,882.1	20	48.	Wachtell, Lipton, Rosen & Katz	173,359.0	29

If you would like to participate in our league table rankings or have questions about league table criteria, please contact [advisors@factset.com](mailto:advisors@factset.com) or North America: Tayo Olatoyan – [tolatoyan@factset.com](mailto:tolatoyan@factset.com), Global: Anita Abbas – [aabbas@factset.com](mailto:aabbas@factset.com), Activism: [sharkrepellentadvisors@factset.com](mailto:sharkrepellentadvisors@factset.com).

## US: ANNOUNCED DEALS – RANKED BY TRANSACTION VALUE

Financial Advisor	Transaction Value (\$Mil)*	Total Deals**	Legal Advisor	Transaction Value (\$Mil)*	Total Deals**
1. JPMorgan Chase & Co	\$267,016.2	100	1. Skadden, Arps, Slate, Meagher & Flom	\$211,167.5	68
2. Goldman Sachs & Co.	257,071.9	113	2. Kirkland & Ellis LLP	183,319.0	249
3. Morgan Stanley	205,466.2	81	3. Wachtell, Lipton, Rosen & Katz	173,065.1	28
4. Citigroup	174,698.6	60	4. Paul, Weiss, Rifkind, Wharton & Garrison	159,709.4	55
5. Evercore, Inc.	150,177.2	54	5. Sullivan & Cromwell LLP	150,126.8	54
6. BofA Securities	136,775.6	74	6. Latham & Watkins LLP	147,390.3	177
7. Jefferies LLC	111,782.5	81	7. Davis Polk & Wardwell LLP	107,927.0	49
8. Barclays Plc	101,530.2	41	8. Cravath, Swaine & Moore LLP	93,690.0	24
9. Centerview Partners LLC	97,751.3	38	9. Goodwin Procter LLP	91,019.4	104
10. RBC Capital Markets	90,807.0	46	10. Fried, Frank, Harris, Shriver & Jacobson	79,056.6	24
11. Wells Fargo & Co.	76,838.6	20	11. Simpson Thacher & Bartlett LLP	77,846.4	64
12. Qatalyst Group LP	69,577.8	8	12. Vinson & Elkins LLP	65,478.3	32
13. PJT Partners, Inc.	53,879.9	14	13. Weil, Gotshal & Manges LLP	60,398.7	60
14. UBS Group AG	53,518.8	30	14. Cleary Gottlieb Steen & Hamilton LLP	57,770.7	27
15. Lazard	43,431.4	35	15. Freshfields Bruckhaus Deringer LLP	54,729.2	29
16. Deutsche Bank AG	41,445.0	23	16. Morrison & Foerster LLP	52,361.0	26
17. The Toronto-Dominion Bank	37,201.8	26	17. Sidley Austin LLP	51,482.1	51
18. Perella Weinberg Partners	33,336.5	12	18. Gibson, Dunn & Crutcher LLP	49,979.4	81
19. BNP Paribas SA	32,167.1	15	19. Alston & Bird LLP	47,072.8	45
20. Guggenheim Capital LLC	25,173.2	20	20. Debevoise & Plimpton LLP	38,925.9	28
21. Rothschild & Co	23,568.7	47	21. A&O Shearman LLP	37,808.1	38
22. Moelis & Co.	22,778.5	44	22. Paul Hastings LLP	28,810.1	39
23. ARC Group Ltd.	21,769.7	2	23. Jones Day LP	27,809.7	63
24. Truist Financial Corp.	21,766.6	10	24. Clifford Chance LLP	27,495.4	18
25. Houlihan Lokey, Inc.	17,621.7	95	25. Wilson Sonsini Goodrich & Rosati	26,058.8	49
26. Société Générale SA	17,298.5	8	26. Ropes & Gray LLP	26,009.9	43
27. BMO Capital Markets Corp	17,137.9	13	27. Covington & Burling LLP	24,460.0	15
28. Mizuho Financial Group, Inc.	15,014.0	9	28. Linklaters LLP	23,282.6	15
29. Scotiabank	13,159.2	8	29. Sichenzia Ross Ference Carmel LLP	21,989.8	5
30. Macquarie Group	11,625.1	19	30. Fenwick & West LLP	21,828.2	34
31. Raymond James Financial, Inc.	10,683.0	42	31. Fasken Martineau DuMoulin LLP	21,558.6	6
32. William Blair & Co.	10,350.6	66	32. Garfinkle Biderman LLP	21,492.9	1
33. Robert W. Baird & Co.	10,184.8	51	32. Brown Rudnick LLP	21,492.9	1
34. Mediobanca SpA	9,828.7	7	34. Akin, Gump, Strauss, Hauer & Feld LLP	21,180.6	20
35. Desjardins Securities, Inc.	9,698.0	2	35. Herbert Smith Freehills LLP	19,098.8	18
36. Cohen & Co., Inc.	9,387.0	5	36. Khaitan & Co. LLP	17,811.5	17
37. Ernst & Young Global Ltd.	9,144.5	56	37. Baker Botts LLP	16,499.7	14
38. Houlihan Capital LLC	8,346.8	1	38. Hogan Lovells	16,085.0	25
39. KPMG International Coop.	7,386.0	29	39. AZB & Partners	16,054.1	22
40. HSBC Holdings Plc	7,246.3	6	40. DLA Piper Group	15,378.1	36
41. Piper Sandler Cos.	7,221.7	43	41. White & Case LLP	14,744.9	27
42. Mitsubishi UFJ Morgan Stanley	6,504.6	4	42. Goodmans LLP	14,511.4	7
43. Greenhill & Co., Inc.	5,770.0	9	43. Willkie Farr & Gallagher LLP	13,791.0	44
44. Kroll Inc	5,668.1	5	44. Blake, Cassels & Graydon LLP	13,423.9	22
45. Stifel/KBW	5,650.1	45	45. Milbank LLP	12,795.8	17
46. Vestra Advisors, LLC	4,970.9	3	46. Bell Nunnally & Martin LLP	12,250.0	1
47. PricewaterhouseCoopers	4,939.2	43	47. Cadwalader, Wickersham & Taft LLP	12,160.3	2
48. CIBC Capital Markets, Inc.	4,475.1	3	48. Stikeman Elliott LLP	11,731.7	10
49. Natixis SA	4,254.5	14	49. Hengeler Mueller Partnerschaft	11,065.7	5
50. Global Leisure Partners LLP	3,971.5	2	50. Morris, Nichols, Arsht & Tunnell LLP	10,803.0	2

If you would like to participate in our league table rankings or have questions about league table criteria, please contact [advisors@factset.com](mailto:advisors@factset.com) or North America: Tayo Olatoyan – [tolatoyan@factset.com](mailto:tolatoyan@factset.com), Global: Anita Abbas – [aabbas@factset.com](mailto:aabbas@factset.com), Activism: [sharkrepellentadvisors@factset.com](mailto:sharkrepellentadvisors@factset.com).

## US: ANNOUNCED DEALS – RANKED BY NUMBER OF DEALS

Financial Advisor		Transaction Value (\$Mil)*	Total Deals**	Legal Advisor		Transaction Value (\$Mil)*	Total Deals**
1.	Goldman Sachs & Co.	\$257,071.9	113	1.	Kirkland & Ellis LLP	\$183,319.0	249
2.	JPMorgan Chase & Co	267,016.2	100	2.	Latham & Watkins LLP	147,390.3	177
3.	Houlihan Lokey, Inc.	17,621.7	95	3.	Goodwin Procter LLP	91,019.4	104
4.	Morgan Stanley	205,466.2	81	4.	Gibson, Dunn & Crutcher LLP	49,979.4	81
4.	Jefferies LLC	111,782.5	81	5.	Skadden, Arps, Slate, Meagher & Flom	211,167.5	68
6.	BofA Securities	136,775.6	74	6.	Cooley LLP	10,044.1	66
7.	William Blair & Co.	10,350.6	66	7.	Simpson Thacher & Bartlett LLP	77,846.4	64
8.	Citigroup	174,698.6	60	8.	Jones Day LP	27,809.7	63
9.	Ernst & Young Global Ltd.	9,144.5	56	9.	Weil, Gotshal & Manges LLP	60,398.7	60
10.	Evercore, Inc.	150,177.2	54	10.	Paul, Weiss, Rifkind, Wharton & Garrison	159,709.4	55
11.	Robert W. Baird & Co.	10,184.8	51	11.	Sullivan & Cromwell LLP	150,126.8	54
12.	Rothschild & Co	23,568.7	47	12.	Sidley Austin LLP	51,482.1	51
13.	RBC Capital Markets	90,807.0	46	13.	Davis Polk & Wardwell LLP	107,927.0	49
14.	Stifel/KBW	5,650.1	45	13.	Wilson Sonsini Goodrich & Rosati	26,058.8	49
15.	BDO LLP	2,293.9	44	15.	Alston & Bird LLP	47,072.8	45
15.	Moelis & Co.	22,778.5	44	16.	Willkie Farr & Gallagher LLP	13,791.0	44
17.	Piper Sandler Cos.	7,221.70	43	17.	Morgan, Lewis & Bockius LLP	7,383.0	43
17.	PricewaterhouseCoopers	4,939.20	43	17.	Ropes & Gray LLP	26,009.9	43
19.	Raymond James Financial, Inc.	10,683.0	42	19.	Paul Hastings LLP	28,810.1	39
20.	Barclays Plc	101,530.2	41	20.	A&O Shearman LLP	37,808.1	38
21.	Lincoln International LLC	3,373.3	40	21.	DLA Piper Group	15,378.1	36
22.	Centerview Partners LLC	97,751.3	38	21.	Greenberg Traurig PA	7,650.0	36
23.	Lazard	43,431.4	35	23.	Fenwick & West LLP	21,828.2	34
24.	UBS Group AG	53,518.8	30	24.	Vinson & Elkins LLP	65,478.3	32
25.	KPMG International Coop.	7,386.0	29	25.	Mayer Brown LLP	615.8	30
26.	Harris Williams & Co.	3,720.0	27	26.	Freshfields Bruckhaus Deringer LLP	54,729.2	29
26.	Canaccord Genuity Group, Inc.	1,572.6	27	27.	CMS	8,338.20	28
28.	The Toronto-Dominion Bank	37,201.8	26	27.	Debevoise & Plimpton LLP	38,925.90	28
29.	Deutsche Bank AG	41,445.0	23	27.	Wachtell, Lipton, Rosen & Katz	173,065.10	28
30.	Deloitte LLP	1,343.1	22	27.	Winston & Strawn LLP	2,673.10	28
30.	Grant Thornton International Ltd.	560.9	22	31.	Cleary Gottlieb Steen & Hamilton LLP	57,770.7	27
32.	Guggenheim Capital LLC	25,173.20	20	31.	White & Case LLP	14,744.9	27
32.	Morrissey Goodale LLC	-	20	33.	Morrison & Foerster LLP	52,361.0	26
32.	Wells Fargo & Co.	76,838.60	20	34.	Hogan Lovells	16,085.0	25
35.	Brown Gibbons Lang & Co. LLC	563.6	19	34.	Pillsbury Winthrop Shaw Pittman LLP	5,065.0	25
35.	Macquarie Group	11,625.1	19	36.	Baker & McKenzie LLP	2,899.10	24
37.	KeyBanc Capital Markets, Inc.	3,916.8	18	36.	Cravath, Swaine & Moore LLP	93,690.00	24
38.	Generational Equity LLC	-	16	36.	Fried, Frank, Harris, Shriver & Jacobson	79,056.60	24
38.	Alvarez & Marsal, Inc.	34.0	16	36.	McDermott Will & Emery LLP	696.10	24
40.	BNP Paribas SA	32,167.1	15	36.	Wilkinson Barker Knauer LLP	4,452.30	24
41.	PJT Partners, Inc.	53,879.9	14	41.	AZB & Partners	16,054.1	22
41.	Natixis SA	4,254.5	14	41.	Blake, Cassels & Graydon LLP	13,423.9	22
41.	D. A. Davidson Cos.	353.2	14	43.	Squire Patton Boggs (US) LLP	1,311.3	21
44.	BMO Capital Markets Corp	17,137.9	13	43.	Foley Gardere	3,278.1	21
44.	Janney Montgomery Scott LLC	488.1	13	45.	Akin, Gump, Strauss, Hauer & Feld LLP	21,180.60	20
46.	Citizens Financial Group, Inc.	1,423.80	12	45.	Dentons Rodyk & Davidson LLP	6,123.50	20
46.	Perella Weinberg Partners	33,336.50	12	45.	Holland & Knight LLP	1,330.10	20
48.	Capital One Financial Corp.	-	11	48.	Clifford Chance LLP	27,495.40	18
48.	Mesirow Financial Holdings, Inc.	-	11	48.	Herbert Smith Freehills LLP	19,098.80	18
50.	Translink International AG	-	10	48.	Orrick, Herrington & Sutcliffe LLP	2,186.30	18

If you would like to participate in our league table rankings or have questions about league table criteria, please contact [advisors@factset.com](mailto:advisors@factset.com) or North America: Tayo Olatoyan – [tolatoyan@factset.com](mailto:tolatoyan@factset.com), Global: Anita Abbas – [aabbas@factset.com](mailto:aabbas@factset.com), Activism: [sharkrepellentadvisors@factset.com](mailto:sharkrepellentadvisors@factset.com).



## US MIDDLE MARKET: ANNOUNCED DEALS – RANKED BY TRANSACTION VALUE

Financial Advisor		Transaction Value (\$Mil)*	Total Deals**	Legal Advisor		Transaction Value (\$Mil)*	Total Deals**
1.	Goldman Sachs & Co.	\$5,988.3	19	1.	Kirkland & Ellis LLP	\$8,262.5	39
2.	Morgan Stanley	4,355.3	13	2.	Latham & Watkins LLP	4,956.1	31
3.	Houlihan Lokey, Inc.	4,195.8	20	3.	Gibson, Dunn & Crutcher LLP	3,442.5	19
4.	JPMorgan Chase & Co	3,918.6	13	4.	Sidley Austin LLP	3,302.3	15
5.	Jefferies LLC	3,655.8	17	5.	Goodwin Procter LLP	2,924.3	21
6.	William Blair & Co.	3,537.4	18	6.	Skadden, Arps, Slate, Meagher & Flom	2,772.7	9
7.	Citigroup	3,332.5	10	7.	Alston & Bird LLP	2,628.2	8
8.	BofA Securities	3,276.2	13	8.	Ropes & Gray LLP	2,463.9	10
9.	Centerview Partners LLC	3,090.0	10	9.	Sullivan & Cromwell LLP	2,400.3	9
10.	Moelis & Co.	2,809.4	10	10.	Greenberg Traurig PA	2,351.6	16
11.	Evercore, Inc.	2,640.8	12	11.	Davis Polk & Wardwell LLP	1,977.7	10
12.	Piper Sandler Cos.	2,500.8	17	12.	A&O Shearman LLP	1,969.0	9
13.	Rothschild & Co	2,330.9	11	13.	Debevoise & Plimpton LLP	1,810.0	7
14.	Robert W. Baird & Co.	2,277.2	12	14.	Willkie Farr & Gallagher LLP	1,809.5	6
15.	Raymond James Financial, Inc.	2,119.0	13	15.	Weil, Gotshal & Manges LLP	1,754.0	10
16.	Lazard	2,053.3	10	16.	Wilson Sonsini Goodrich & Rosati	1,683.2	9
17.	Ernst & Young Global Ltd.	1,938.9	11	17.	Baker & McKenzie LLP	1,649.1	10
18.	RBC Capital Markets	1,922.3	11	18.	Simpson Thacher & Bartlett LLP	1,487.8	5
19.	KPMG International Coop.	1,872.4	8	19.	Clifford Chance LLP	1,487.3	5
20.	Stifel/KBW	1,655.0	17	20.	Morgan, Lewis & Bockius LLP	1,478.4	8
21.	Canaccord Genuity Group, Inc.	1,572.6	12	21.	Loeb & Loeb LLP	1,475.0	8
22.	UBS Group AG	1,393.1	8	22.	Fenwick & West LLP	1,452.6	8
23.	Barclays Plc	1,343.7	6	23.	Linklaters LLP	1,429.0	4
24.	Deloitte LLP	1,343.1	5	24.	Covington & Burling LLP	1,417.6	5
25.	The Toronto-Dominion Bank	1,098.6	8	25.	White & Case LLP	1,318.7	8
26.	PricewaterhouseCoopers	971.5	8	26.	Cleary Gottlieb Steen & Hamilton LLP	1,293.8	5
27.	Lincoln International LLC	959.0	7	27.	Fried, Frank, Harris, Shriver & Jacobson	1,262.8	8
28.	Perella Weinberg Partners	923.9	4	28.	Paul Hastings LLP	1,247.1	5
29.	BDO LLP	908.9	5	29.	Dentons Rodyk & Davidson LLP	1,246.6	10
30.	Deutsche Bank AG	825.0	4	30.	Paul, Weiss, Rifkind, Wharton & Garrison	1,218.9	9
31.	Société Générale SA	795.9	3	31.	DLA Piper Group	1,205.5	9
32.	Guggenheim Capital LLC	734.2	3	32.	Cravath, Swaine & Moore LLP	1,202.9	3
33.	Natixis SA	679.0	4	33.	Wachtell, Lipton, Rosen & Katz	1,191.8	4
34.	Truist Financial Corp.	588.9	4	34.	Winston & Strawn LLP	1,173.1	8
35.	Brown Gibbons Lang & Co. LLC	563.6	3	35.	Herbert Smith Freehills LLP	1,169.4	6
36.	Grant Thornton International Ltd.	560.9	6	36.	Khaitan & Co. LLP	1,065.9	6
37.	Daiwa / DC Advisory	547.6	3	37.	Blake, Cassels & Graydon LLP	1,061.2	7
38.	Cohen & Co., Inc.	513.2	2	38.	Honigman Miller Schwartz & Cohn LLP	1,055.0	8
39.	Nomura Securities Co., Ltd.	507.7	3	39.	Dorsey & Whitney LLP	1,048.3	6
40.	Mitsubishi UFJ Morgan Stanley	494.5	1	40.	Baker & Hostetler LLP	1,045.4	5
41.	Janney Montgomery Scott LLC	488.1	5	41.	Akin, Gump, Strauss, Hauer & Feld LLP	1,030.0	3
42.	MTS Health Partners LP	480.8	1	42.	Baker Botts LLP	1,023.4	5
43.	FirstRand Ltd.	479.6	2	43.	TMI Associates	1,015.9	3
44.	Stephens Inc	461.1	4	44.	Cooley LLP	994.2	14
45.	Kotak Mahindra Bank Ltd.	460.7	1	45.	Jones Day LP	972.1	7
46.	Juno Capital Partners	460.0	1	46.	K&L Gates LLP	934.0	5
47.	BrightTower Securities LLC	454.9	1	47.	Bass, Berry & Sims Plc	902.0	4
48.	CMD Global Partners, LLC	428.0	1	48.	Milbank LLP	738.0	3
49.	Teneo Holdings LLC	425.6	2	49.	Dechert LLP	726.6	6
50.	Cavendish Capital Markets Ltd	416.1	5	50.	Hogan Lovells	721.5	6

If you would like to participate in our league table rankings or have questions about league table criteria, please contact [advisors@factset.com](mailto:advisors@factset.com) or North America: Tayo Olatoyan – [tolatoyan@factset.com](mailto:tolatoyan@factset.com), Global: Anita Abbas – [aabbas@factset.com](mailto:aabbas@factset.com), Activism: [sharkrepellentadvisors@factset.com](mailto:sharkrepellentadvisors@factset.com).

## US MIDDLE MARKET: ANNOUNCED DEALS – RANKED BY NUMBER OF DEALS

Financial Advisor		Transaction Value (\$Mil)*	Total Deals**	Legal Advisor		Transaction Value (\$Mil)*	Total Deals**
1.	Houlihan Lokey, Inc.	\$4,195.8	20	1.	Kirkland & Ellis LLP	\$8,262.5	39
2.	Goldman Sachs & Co.	5,988.3	19	2.	Latham & Watkins LLP	4,956.1	31
3.	William Blair & Co.	3,537.4	18	3.	Goodwin Procter LLP	2,924.3	21
4.	Jefferies LLC	3,655.80	17	4.	Gibson, Dunn & Crutcher LLP	3,442.5	19
4.	Piper Sandler Cos.	2,500.80	17	5.	Wilkinson Barker Knauer LLP	52.3	18
4.	Stifel/KBW	1,655.00	17	6.	Greenberg Traurig PA	2,351.6	16
7.	BofA Securities	3,276.20	13	7.	Sidley Austin LLP	3,302.3	15
7.	JPMorgan Chase & Co	3,918.60	13	8.	Cooley LLP	994.2	14
7.	Morgan Stanley	4,355.30	13	9.	Baker & McKenzie LLP	1,649.10	10
7.	Raymond James Financial, Inc.	2,119.00	13	9.	Davis Polk & Wardwell LLP	1,977.70	10
11.	Canaccord Genuity Group, Inc.	1,572.60	12	9.	Dentons Rodyk & Davidson LLP	1,246.60	10
11.	Evercore, Inc.	2,640.80	12	9.	Ropes & Gray LLP	2,463.90	10
11.	Robert W. Baird & Co.	2,277.20	12	9.	Weil, Gotshal & Manges LLP	1,754.00	10
14.	Ernst & Young Global Ltd.	1,938.90	11	14.	A&O Shearman LLP	1,969.00	9
14.	RBC Capital Markets	1,922.30	11	14.	DLA Piper Group	1,205.50	9
14.	Rothschild & Co	2,330.9	11	14.	Paul, Weiss, Rifkind, Wharton & Garrison	1,218.90	9
17.	Centerview Partners LLC	3,090.00	10	14.	Skadden, Arps, Slate, Meagher & Flom	2,772.70	9
17.	Citigroup	3,332.50	10	14.	Sullivan & Cromwell LLP	2,400.30	9
17.	Lazard	2,053.30	10	14.	Wilson Sonsini Goodrich & Rosati	1,683.20	9
17.	Moelis & Co.	2,809.40	10	20.	Alston & Bird LLP	2,628.20	8
21.	KPMG International Coop.	1,872.40	8	20.	Fenwick & West LLP	1,452.60	8
21.	PricewaterhouseCoopers	971.50	8	20.	Fletcher Heald & Hildreth Plc	2.10	8
21.	The Toronto-Dominion Bank	1,098.60	8	20.	Fried, Frank, Harris, Shriver & Jacobson	1,262.80	8
21.	UBS Group AG	1,393.10	8	20.	Honigman Miller Schwartz & Cohn LLP	1,055.00	8
25.	Lincoln International LLC	959.0	7	20.	Loeb & Loeb LLP	1,475.00	8
26.	Grant Thornton International Ltd.	560.9	6	20.	Mayer Brown LLP	615.80	8
26.	Barclays Plc	1,343.7	6	20.	Morgan, Lewis & Bockius LLP	1,478.40	8
28.	BDO LLP	908.90	5	20.	Putbrese Hunsaker & Trent PC	2.50	8
28.	Cavendish Capital Markets Ltd	416.10	5	20.	Smithwick & Belendiuk PC	6.10	8
28.	D. A. Davidson Cos.	353.20	5	20.	White & Case LLP	1,318.70	8
28.	Deloitte LLP	1,343.10	5	20.	Winston & Strawn LLP	1,173.10	8
28.	Janney Montgomery Scott LLC	488.10	5	32.	Blake, Cassels & Graydon LLP	1,061.20	7
33.	Deutsche Bank AG	825.00	4	32.	Debevoise & Plimpton LLP	1,810.00	7
33.	Leerink Partners LLC	329.40	4	32.	Jones Day LP	972.10	7
33.	Natixis SA	679	4	32.	Luse, Gorman, Pomerenk & Schick PC	377.40	7
33.	Perella Weinberg Partners	923.90	4	36.	Dechert LLP	726.60	6
33.	Stephens Inc	461.10	4	36.	Dorsey & Whitney LLP	1,048.30	6
33.	Truist Financial Corp.	588.90	4	36.	Hardy Carey Chautin & Balkin LLP	1.00	6
39.	Banks Street Partners LLC	203.1	3	36.	Herbert Smith Freehills LLP	1,169.40	6
39.	Berkshire Global Advisors	340.20	3	36.	Hogan Lovells	721.50	6
39.	Carnegie ASA	361.2	3	36.	Khaitan & Co. LLP	1,065.90	6
39.	Cormark Securities, Inc.	52.7	3	36.	Pillsbury Winthrop Shaw Pittman LLP	613.90	6
39.	CR Financial Holdings LLC	125.60	3	36.	Radiotvlaw Associates LLC	2.30	6
39.	Craig-Hallum Capital Group LLC	235.3	3	36.	Shainis & Peltzman Chartered	1.60	6
39.	Daiwa / DC Advisory	547.6	3	36.	Willkie Farr & Gallagher LLP	1,809.50	6
39.	Danske Bank A/S	277.50	3	46.	Baker & Hostetler LLP	1,045.40	5
39.	Guggenheim Capital LLC	734.20	3	46.	Clifford Chance LLP	1,487.30	5
39.	Nomura Securities Co., Ltd.	507.7	3	46.	Faegre Drinker Biddle & Reath	306.60	5
39.	Société Générale SA	795.9	3	46.	Morrison & Foerster LLP	638.70	5
39.	Stout Risius Ross, Inc.	287.20	3	46.	Orrick, Herrington & Sutcliffe LLP	136.30	5

If you would like to participate in our league table rankings or have questions about league table criteria, please contact [advisors@factset.com](mailto:advisors@factset.com) or North America: Tayo Olatoyan – [tolatoyan@factset.com](mailto:tolatoyan@factset.com), Global: Anita Abbas – [aabbas@factset.com](mailto:aabbas@factset.com), Activism: [sharkrepellentadvisors@factset.com](mailto:sharkrepellentadvisors@factset.com).

## EUROPE: ANNOUNCED DEALS – RANKED BY TRANSACTION VALUE

Financial Advisor		Transaction Value (\$Mil)*	Total Deals**	Legal Advisor		Transaction Value (\$Mil)*	Total Deals**
1.	Goldman Sachs & Co.	€132,886.7	75	1.	Sullivan & Cromwell LLP	€70,109.1	21
2.	JPMorgan Chase & Co	114,893.2	64	2.	Skadden, Arps, Slate, Meagher & Flom	68,000.1	39
3.	Morgan Stanley	112,265.5	73	3.	Latham & Watkins LLP	52,627.7	101
4.	Citigroup	71,402.4	42	4.	Linklaters LLP	44,475.1	41
5.	Lazard	49,232.1	68	5.	Kirkland & Ellis LLP	43,805.8	74
6.	Evercore, Inc.	48,786.8	34	6.	Freshfields Bruckhaus Deringer LLP	33,089.5	49
7.	BofA Securities	46,621.8	39	7.	Davis Polk & Wardwell LLP	31,817.3	11
8.	Rothschild & Co	45,407.2	116	8.	Paul, Weiss, Rifkind, Wharton & Garrison	31,099.3	19
9.	BNP Paribas SA	41,420.0	35	9.	Slaughter & May Ltd.	30,707.2	16
10.	UBS Group AG	37,905.0	46	10.	White & Case LLP	26,858.4	55
11.	Deutsche Bank AG	33,055.6	25	11.	Clifford Chance LLP	25,845.4	56
12.	Barclays Plc	31,875.1	25	12.	Cravath, Swaine & Moore LLP	23,625.5	6
13.	Jefferies LLC	28,743.1	47	13.	Goodwin Procter LLP	22,939.2	46
14.	Centerview Partners LLC	27,085.9	17	14.	A&O Shearman LLP	20,130.0	76
15.	Mediobanca SpA	27,000.4	25	15.	Sidley Austin LLP	19,958.9	17
16.	PricewaterhouseCoopers	18,222.4	138	16.	Weil, Gotshal & Manges LLP	19,569.9	42
17.	PJT Partners, Inc.	17,450.5	8	17.	Jones Day LP	19,103.8	27
18.	Ernst & Young Global Ltd.	10,900.8	146	18.	Uría Menéndez Abogados SLP	18,886.0	29
19.	Société Générale SA	10,142.8	14	19.	Simpson Thacher & Bartlett LLP	16,658.1	26
20.	HSBC Holdings Plc	9,115.1	9	20.	Cleary Gottlieb Steen & Hamilton LLP	15,960.6	17
21.	Moelis & Co.	8,152.4	19	21.	CMS	15,808.3	115
22.	Natixis SA	8,118.3	13	22.	DLA Piper Group	14,489.2	52
23.	RBC Capital Markets	7,922.7	14	23.	Hogan Lovells	13,242.1	48
24.	Carnegie ASA	7,867.9	30	24.	J&A Garrigues SLP	13,060.0	6
25.	Houlihan Lokey, Inc.	7,780.5	63	25.	Hengeler Mueller Partnerschaft	11,540.5	13
26.	Wells Fargo & Co.	6,042.6	4	26.	Gibson, Dunn & Crutcher LLP	10,426.1	24
27.	Macquarie Group	5,831.0	10	27.	Morris, Nichols, Arsht & Tunnell LLP	10,000.7	2
28.	Qatalyst Group LP	5,585.0	2	28.	Legance - Avvocati Associati	9,372.6	29
29.	The Toronto-Dominion Bank	4,685.1	9	29.	Advokatfirman Lindahl KB	9,174.9	6
30.	Europa Partners Ltd.	4,611.5	1	30.	Travers Smith LLP	9,160.0	11
31.	ABG Sundal Collier Holding ASA	3,855.7	6	31.	Nord Advokater KB	9,153.9	1
32.	Guggenheim Capital LLC	3,745.3	7	32.	Paul Hastings LLP	8,961.5	20
33.	Peel Hunt LLP	3,716.3	3	33.	Fried, Frank, Harris, Shriver & Jacobson	8,960.4	4
34.	Global Leisure Partners LLP	3,669.6	2	34.	Herbert Smith Freehills LLP	8,575.0	26
35.	Canaccord Genuity Group, Inc.	3,547.1	21	35.	Wachtell, Lipton, Rosen & Katz	8,571.6	5
36.	UniCredit SpA	3,238.8	15	36.	Baker & McKenzie LLP	8,558.2	34
37.	KPMG International Coop.	3,236.9	101	37.	ADVANT Nctm	8,180.9	23
38.	Rabobank	2,935.3	17	38.	McDermott Will & Emery LLP	8,000.0	19
39.	Greenhill & Co., Inc.	2,924.0	4	39.	Dentons Rodyk & Davidson LLP	7,611.6	27
40.	Lincoln International LLC	2,846.7	36	40.	Gide Loyrette Nouel	7,350.1	9
41.	Robert W. Baird & Co.	2,822.8	17	41.	Cooley LLP	7,232.2	17
42.	Kroll Inc	2,699.7	3	42.	Advokatfirman Vinge KB	7,027.6	27
43.	LionTree LLC	2,523.5	5	43.	O'Melveny & Myers LLP	6,748.8	2
44.	Deloitte LLP	2,442.8	79	44.	Bredin Prat & Associés	6,307.9	8
45.	Robey Warshaw LLP	2,403.7	1	45.	Richards, Layton & Finger PA	5,948.5	1
46.	Banco Santander SA	2,400.4	8	46.	Ropes & Gray LLP	5,297.7	14
47.	BDO LLP	2,204.5	104	47.	Hannes Snellman Advokatbyrå AB	4,952.3	16
48.	Nomura Securities Co., Ltd.	2,037.6	7	48.	Debevoise & Plimpton LLP	4,920.9	10
49.	Raymond James Financial, Inc.	2,002.4	16	49.	Coventry Resources Corp.	4,765.0	1
50.	Truist Financial Corp.	1,810.5	1	50.	Arendt & Medernach SA	4,719.9	4

If you would like to participate in our league table rankings or have questions about league table criteria, please contact [advisors@factset.com](mailto:advisors@factset.com) or North America: Tayo Olatoyan – [tolatoyan@factset.com](mailto:tolatoyan@factset.com), Global: Anita Abbas – [aabbas@factset.com](mailto:aabbas@factset.com), Activism: [sharkrepellentadvisors@factset.com](mailto:sharkrepellentadvisors@factset.com).

## EUROPE: ANNOUNCED DEALS – RANKED BY NUMBER OF DEALS

Financial Advisor		Transaction Value (\$Mil)*	Total Deals**	Legal Advisor		Transaction Value (\$Mil)*	Total Deals**
1.	Ernst & Young Global Ltd.	€10,900.8	146	1.	CMS	€15,808.3	115
2.	PricewaterhouseCoopers	18,222.4	138	2.	Latham & Watkins LLP	52,627.7	101
3.	Rothschild & Co	45,407.2	116	3.	A&O Shearman LLP	20,130.0	76
4.	BDO LLP	2,204.5	104	4.	Kirkland & Ellis LLP	43,805.8	74
5.	KPMG International Coop.	3,236.9	101	5.	Clifford Chance LLP	25,845.4	56
6.	Grant Thornton International Ltd.	612.6	86	6.	White & Case LLP	26,858.4	55
7.	Deloitte LLP	2,442.8	79	7.	DLA Piper Group	14,489.2	52
8.	Goldman Sachs & Co.	132,886.7	75	8.	Freshfields Bruckhaus Deringer LLP	33,089.5	49
9.	Morgan Stanley	112,265.5	73	9.	Hogan Lovells	13,242.1	48
10.	Lazard	49,232.1	68	10.	Squire Patton Boggs (US) LLP	1,272.0	47
11.	JPMorgan Chase & Co	114,893.2	64	11.	Goodwin Procter LLP	22,939.2	46
12.	Houlihan Lokey, Inc.	7,780.5	63	12.	Addleshaw Goddard LLP	2,926.7	44
13.	Jefferies LLC	28,743.1	47	13.	Weil, Gotshal & Manges LLP	19,569.9	42
14.	Clearwater International	360.70	46	14.	Linklaters LLP	44,475.1	41
14.	UBS Group AG	37,905.00	46	15.	Skadden, Arps, Slate, Meagher & Flom	68,000.1	39
16.	Citigroup	71,402.4	42	16.	Baker & McKenzie LLP	8,558.2	34
17.	Translink International AG	159.2	40	17.	PricewaterhouseCoopers	4,307.9	33
18.	BofA Securities	46,621.8	39	18.	Willkie Farr & Gallagher LLP	4,345.6	32
19.	Lincoln International LLC	2,846.7	36	19.	Osborne Clarke LLP	175.2	31
20.	BNP Paribas SA	41,420.0	35	20.	Heuking Kühn Lüer Wojtek Partnerschaft	228.8	30
21.	Evercore, Inc.	48,786.8	34	20.	PedersoliGattai	1,888.6	30
22.	Benchmark International Co. Sales	61.80	33	22.	Legance - Avvocati Associati	9,372.6	29
22.	Oaklins	1.10	33	22.	Uriá Menéndez Abogados SLP	18,886.0	29
24.	Daiwa / DC Advisory	635.0	32	24.	Bonelli Erede Pappalardo Studio Legale	3,022.8	28
25.	Clairfield International SA	455.8	31	25.	Advokatfirman Vinge KB	7,027.6	27
26.	Carnegie ASA	7,867.9	30	25.	Dentons Rodyk & Davidson LLP	7,611.6	27
27.	CFI	15.8	26	25.	Jones Day LP	19,103.8	27
27.	Ebner Stolz Mönning Bachem	-	26	28.	Gianni & Orioni	2,329.3	26
29.	Alvarez & Marsal, Inc.	138.70	25	28.	Herbert Smith Freehills LLP	8,575.0	26
29.	Barclays Plc	31,875.10	25	28.	Simpson Thacher & Bartlett LLP	16,658.1	26
29.	Deutsche Bank AG	33,055.60	25	31.	Eversheds Sutherland	2,257.1	24
29.	Mediobanca SpA	27,000.40	25	31.	Gibson, Dunn & Crutcher LLP	10,426.1	24
33.	Eight Advisory UK Ltd.	-	23	33.	ADVANT Nctm	8,180.9	23
34.	Baker Tilly International Ltd.	17.5	22	34.	Sullivan & Cromwell LLP	70,109.1	21
35.	Canaccord Genuity Group, Inc.	3,547.1	21	34.	Orrick, Herrington & Sutcliffe LLP	2,714.7	21
36.	Moelis & Co.	8,152.4	19	36.	Paul Hastings LLP	8,961.5	20
37.	Centerview Partners LLC	27,085.90	17	37.	Ashurst LLP	3,904.50	19
37.	Rabobank	2,935.30	17	37.	Bird & Bird LLP	1,440.50	19
37.	Robert W. Baird & Co.	2,822.80	17	37.	DWF Group Ltd.	484.50	19
37.	William Blair & Co.	987.90	17	37.	Mayer Brown LLP	2,816.60	19
41.	ALANTRA	1,789.2	16	37.	McDermott Will & Emery LLP	8,000.00	19
41.	Raymond James Financial, Inc.	2,002.4	16	37.	Paul, Weiss, Rifkind, Wharton & Garrison	31,099.30	19
43.	Cavendish Capital Markets Ltd	1,110.2	15	43.	Norton Rose Fulbright LLP	909.6	18
43.	UniCredit SpA	3,238.8	15	43.	Chiomenti Studio Legale	3,927.00	18
45.	Société Générale SA	10,142.8	14	43.	Stibbe NV	4,459.20	18
45.	RBC Capital Markets	7,922.7	14	46.	Cleary Gottlieb Steen & Hamilton LLP	15,960.60	17
45.	Carlsquare GmbH	55.0	14	46.	Cooley LLP	7,232.20	17
48.	Mazars Harel Drouin LLP	440.4	13	46.	Gateley LLP	17.50	17
48.	Natixis SA	8,118.3	13	46.	Pinsent Masons LLP	2,736.60	17
50.	Spada Partners	-	12	46.	Sidley Austin LLP	19,958.90	17

If you would like to participate in our league table rankings or have questions about league table criteria, please contact [advisors@factset.com](mailto:advisors@factset.com) or North America: Tayo Olatoyan – [tolatoyan@factset.com](mailto:tolatoyan@factset.com), Global: Anita Abbas – [aabbas@factset.com](mailto:aabbas@factset.com), Activism: [sharkrepellentadvisors@factset.com](mailto:sharkrepellentadvisors@factset.com).

## UK: ANNOUNCED DEALS – RANKED BY TRANSACTION VALUE

Financial Advisor		Transaction Value (\$Mil)*	Total Deals**	Legal Advisor		Transaction Value (\$Mil)*	Total Deals**
1.	Goldman Sachs & Co.	£52,753.4	34	1.	Skadden, Arps, Slate, Meagher & Flom	£26,686.3	19
2.	JPMorgan Chase & Co	42,907.0	30	2.	Slaughter & May Ltd.	26,148.3	15
3.	Morgan Stanley	30,042.3	23	3.	Latham & Watkins LLP	25,149.2	43
4.	Citigroup	28,972.4	16	4.	Kirkland & Ellis LLP	20,445.9	44
5.	Barclays Plc	22,837.3	16	5.	Linklaters LLP	18,203.8	17
6.	Deutsche Bank AG	21,661.5	18	6.	Sullivan & Cromwell LLP	17,885.1	7
7.	BofA Securities	19,954.4	16	7.	Sidley Austin LLP	12,980.1	8
8.	UBS Group AG	15,324.1	14	8.	Paul, Weiss, Rifkind, Wharton & Garrison	11,873.5	10
9.	Jefferies LLC	14,798.5	25	9.	White & Case LLP	11,865.0	17
10.	Rothschild & Co	12,631.1	53	10.	A&O Shearman LLP	9,719.6	32
11.	Evercore, Inc.	12,600.3	17	11.	Weil, Gotshal & Manges LLP	8,643.6	17
12.	Centerview Partners LLC	11,556.6	8	12.	Clifford Chance LLP	8,514.1	22
13.	PricewaterhouseCoopers	11,082.6	38	13.	Travers Smith LLP	7,743.6	11
14.	Lazard	8,413.1	17	14.	Fried, Frank, Harris, Shriver & Jacobson	7,657.4	4
15.	BNP Paribas SA	8,020.7	8	15.	Legance - Avvocati Associati	6,878.7	3
16.	Natixis SA	6,934.2	9	16.	Simpson Thacher & Bartlett LLP	6,878.1	13
17.	HSBC Holdings Plc	5,739.0	6	17.	Freshfields Bruckhaus Deringer LLP	6,859.0	19
18.	RBC Capital Markets	5,731.7	7	18.	ADVANT Nctm	6,749.2	4
19.	Macquarie Group	5,000.1	8	18.	McDermott Will & Emery LLP	6,749.2	4
20.	Moelis & Co.	4,968.4	10	18.	Hogan Lovells	6,749.2	8
21.	Houlihan Lokey, Inc.	4,503.4	31	21.	Paul Hastings LLP	5,775.9	9
22.	Mediobanca SpA	4,214.5	7	22.	Richards, Layton & Finger PA	5,119.3	1
23.	Qatalyst Group LP	3,996.6	1	22.	Morris, Nichols, Arsht & Tunnell LLP	5,119.3	1
24.	Europa Partners Ltd.	3,897.9	1	24.	Herbert Smith Freehills LLP	5,019.7	17
25.	Peel Hunt LLP	3,174.3	3	25.	Cooley LLP	4,677.9	9
26.	Global Leisure Partners LLP	3,141.5	2	26.	Uriá Menéndez Abogados SLP	4,551.9	7
27.	Rabobank	2,500.0	2	27.	Gibson, Dunn & Crutcher LLP	4,536.2	9
28.	Greenhill & Co., Inc.	2,059.2	3	28.	Baker & McKenzie LLP	4,139.8	5
29.	Robert W. Baird & Co.	1,970.7	6	29.	Wachtell, Lipton, Rosen & Katz	3,908.7	2
30.	BDO LLP	1,760.5	66	30.	Goodwin Procter LLP	3,645.7	22
31.	ALANTRA	1,464.2	12	31.	Alston & Bird LLP	3,446.7	4
32.	Ernst & Young Global Ltd.	1,220.6	34	32.	CMS	3,278.0	43
33.	Raymond James Financial, Inc.	1,210.7	10	33.	Dentons Rodyk & Davidson LLP	3,144.2	8
34.	Stanton Road Partners Pty Ltd.	1,189.6	1	34.	Macfarlanes LLP	3,062.3	6
35.	Akur Ltd.	1,082.1	1	35.	DLA Piper Group	3,052.4	18
36.	LionTree LLC	1,024.8	3	36.	Pillsbury Winthrop Shaw Pittman LLP	2,964.5	3
37.	Cavendish Capital Markets Ltd	950.9	14	37.	Ashurst LLP	2,904.8	12
38.	UniCredit SpA	938.8	4	38.	Akin, Gump, Strauss, Hauer & Feld LLP	2,851.8	2
39.	Banco Santander SA	850.0	2	39.	Davis Polk & Wardwell LLP	2,794.9	5
40.	Chardan Capital Markets LLC	824.1	2	40.	KPMG International Coop.	2,579.4	1
41.	Lincoln International LLC	811.6	19	40.	Pérez-Llorca Abogados SL	2,579.4	1
42.	Deloitte LLP	660.7	27	40.	Baker Botts LLP	2,579.4	1
43.	William Blair & Co.	642.2	12	40.	O'Melveny & Myers LLP	2,579.4	1
44.	Canaccord Genuity Group, Inc.	626.8	16	44.	Vinson & Elkins LLP	2,531.7	1
45.	Investec Plc	603.2	3	45.	Harry Elias Partnership LLP	2,500.0	4
46.	Joh. Berenberg, Gossler & Co. KG	589.1	1	46.	Addleshaw Goddard LLP	2,465.0	39
47.	Eastdil Secured Advisors LLC	555.2	1	47.	Pinsent Masons LLP	2,326.1	13
48.	Harris Williams & Co.	544.7	5	48.	Ropes & Gray LLP	2,067.9	6
49.	D'Ornano et Associés SARL	508.7	1	49.	Jones Day LP	1,840.8	9
50.	Carnegie ASA	486.2	6	50.	Debevoise & Plimpton LLP	1,729.6	8

If you would like to participate in our league table rankings or have questions about league table criteria, please contact [advisors@factset.com](mailto:advisors@factset.com) or North America: Tayo Olatoyan – [tolatoyan@factset.com](mailto:tolatoyan@factset.com), Global: Anita Abbas – [aabbas@factset.com](mailto:aabbas@factset.com), Activism: [sharkrepellentadvisors@factset.com](mailto:sharkrepellentadvisors@factset.com).

## UK: ANNOUNCED DEALS – RANKED BY NUMBER OF DEALS

Financial Advisor		Transaction Value (\$Mil)*	Total Deals**	Legal Advisor		Transaction Value (\$Mil)*	Total Deals**
1.	BDO LLP	£1,760.5	66	1.	Kirkland & Ellis LLP	£20,445.9	44
2.	Grant Thornton International Ltd.	251.7	57	2.	CMS	3,278.0	43
3.	Rothschild & Co	12,631.1	53	2.	Latham & Watkins LLP	25,149.2	43
4.	PricewaterhouseCoopers	11,082.6	38	4.	Addleshaw Goddard LLP	2,465.0	39
5.	Ernst & Young Global Ltd.	1,220.60	34	5.	Squire Patton Boggs (US) LLP	1,020.6	34
5.	Goldman Sachs & Co.	52,753.40	34	6.	A&O Shearman LLP	9,719.6	32
5.	KPMG International Coop.	170.60	34	7.	Clifford Chance LLP	8,514.10	22
8.	Houlihan Lokey, Inc.	4,503.4	31	7.	Goodwin Procter LLP	3,645.70	22
9.	JPMorgan Chase & Co	42,907.0	30	9.	Osborne Clarke LLP	150.0	21
10.	Benchmark International Co. Sales	20.30	27	10.	Skadden, Arps, Slate, Meagher & Flom	26,686.3	19
10.	Deloitte LLP	660.70	27	10.	Freshfields Bruckhaus Deringer LLP	6,859.0	19
12.	Jefferies LLC	14,798.5	25	12.	DLA Piper Group	3,052.4	18
13.	Morgan Stanley	30,042.3	23	13.	Gateley LLP	15.00	17
14.	Lincoln International LLC	811.6	19	13.	Herbert Smith Freehills LLP	5,019.70	17
15.	Deutsche Bank AG	21,661.5	18	13.	Linklaters LLP	18,203.80	17
16.	Evercore, Inc.	12,600.3	17	13.	Weil, Gotshal & Manges LLP	8,643.60	17
16.	Lazard	8,413.1	17	13.	White & Case LLP	11,865.00	17
18.	Barclays Plc	22,837.30	16	18.	Slaughter & May Ltd.	26,148.3	15
18.	BofA Securities	19,954.40	16	19.	DWF Group Ltd.	80.20	13
18.	Canaccord Genuity Group, Inc.	626.80	16	19.	Pinsent Masons LLP	2,326.10	13
18.	Citigroup	28,972.40	16	19.	Simpson Thacher & Bartlett LLP	6,878.10	13
22.	Clearwater International	14.2	15	19.	Willkie Farr & Gallagher LLP	1,589.40	13
23.	Cavendish Capital Markets Ltd	950.90	14	23.	Ashurst LLP	2,904.80	12
23.	Daiwa / DC Advisory	205.30	14	23.	Freeths LLP	9.90	12
23.	UBS Group AG	15,324.10	14	23.	Gorna & Co.	10.70	12
26.	ALANTRA	1,464.20	12	23.	Shoosmiths LLP	1,274.00	12
26.	William Blair & Co.	642.20	12	27.	Eversheds Sutherland	1,478.30	11
28.	Alvarez & Marsal, Inc.	-	11	27.	Mayer Brown LLP	219.90	11
28.	Baker Tilly International Ltd.	15.0	11	27.	Mills & Reeve LLP	13.00	11
30.	FRP Advisory Group Plc	24.90	10	27.	Travers Smith LLP	7,743.60	11
30.	Moelis & Co.	4,968.40	10	31.	Browne Jacobson LLP	-	10
30.	Raymond James Financial, Inc.	1,210.70	10	31.	Norton Rose Fulbright LLP	273.30	10
33.	Cortus Advisory Group Ltd.	-	9	31.	Paul, Weiss, Rifkind, Wharton & Garrison	11,873.50	10
33.	Eight Advisory UK Ltd.	-	9	31.	Stephenson Harwood LLP	-	10
33.	Natixis SA	6,934.2	9	35.	Cooley LLP	4,677.90	9
36.	BNP Paribas SA	8,020.70	8	35.	Gibson, Dunn & Crutcher LLP	4,536.20	9
36.	Centerview Partners LLC	11,556.60	8	35.	Jones Day LP	1,840.80	9
36.	Macquarie Group	5,000.10	8	35.	Paul Hastings LLP	5,775.90	9
39.	Clairfield International SA	355.20	7	39.	Debevoise & Plimpton LLP	1,729.60	8
39.	GS Verde Group Ltd.	-	7	39.	Dentons Rodyk & Davidson LLP	3,144.20	8
39.	K3 Capital Group Ltd.	-	7	39.	Hogan Lovells	6,749.20	8
39.	Mediobanca SpA	4,214.50	7	39.	Sidley Austin LLP	12,980.10	8
39.	RBC Capital Markets	5,731.70	7	39.	TLT Solicitors	26.00	8
39.	Stifel/KBW	378	7	39.	Walker Morris LLP	493.30	8
39.	Translink International AG	12.40	7	45.	Muckle LLP	77.40	7
46.	Azets Holdings Ltd.	-	6	45.	Sullivan & Cromwell LLP	17,885.10	7
46.	Carnegie ASA	486.20	6	45.	Taylor Wessing LLP	845.80	7
46.	HMT LLP	-	6	45.	Uría Menéndez Abogados SLP	4,551.90	7
46.	HSBC Holdings Plc	5,739.00	6	49.	Ropes & Gray LLP	2,067.9	6
46.	Robert W. Baird & Co.	1,970.70	6	49.	Stevens & Bolton LLP	-	6

If you would like to participate in our league table rankings or have questions about league table criteria, please contact [advisors@factset.com](mailto:advisors@factset.com) or North America: Tayo Olatoyan – [tolatoyan@factset.com](mailto:tolatoyan@factset.com), Global: Anita Abbas – [aabbas@factset.com](mailto:aabbas@factset.com), Activism: [sharkrepellentadvisors@factset.com](mailto:sharkrepellentadvisors@factset.com).

## ASIA EX-JAPAN: ANNOUNCED DEALS – RANKED BY TRANSACTION VALUE

Financial Advisor		Transaction Value (\$Mil)*	Total Deals**	Legal Advisor		Transaction Value (\$Mil)*	Total Deals**
1.	BofA Securities	\$18,498.4	13	1.	Kirkland & Ellis LLP	\$18,182.4	17
2.	JPMorgan Chase & Co	16,414.6	14	2.	Herbert Smith Freehills LLP	16,385.1	40
3.	Goldman Sachs & Co.	16,129.4	20	3.	Clifford Chance LLP	11,360.2	10
4.	UBS Group AG	15,200.0	31	4.	King & Wood Mallesons Ltd.	10,748.1	14
5.	Citigroup	9,937.6	11	5.	Wilson Sonsini Goodrich & Rosati	9,006.8	4
6.	Cohen & Co., Inc.	8,726.0	3	6.	Simpson Thacher & Bartlett LLP	8,428.0	5
7.	Kroll Inc	8,670.0	4	7.	Gide Loyrette Nouel	6,546.1	2
8.	Houlihan Capital LLC	8,346.8	1	7.	Bredin Prat & Associés	6,546.1	2
9.	BNP Paribas SA	8,019.9	9	9.	DLA Piper Group	5,933.7	7
10.	Ernst & Young Global Ltd.	7,139.5	60	10.	Khaitan & Co. LLP	5,797.7	36
11.	Macquarie Group	7,129.4	13	11.	Covington & Burling LLP	5,698.1	3
12.	Morgan Stanley	6,794.9	14	12.	Nagashima Ohno & Tsunematsu	5,668.1	1
13.	Société Générale SA	6,546.1	2	12.	Reed Smith LLP	5,668.1	1
14.	Deutsche Bank AG	5,862.1	2	14.	CMS	5,635.7	8
15.	Grant Samuel & Associates Pty Ltd.	5,775.0	9	15.	Gilbert + Tobin	5,076.0	15
16.	Rothschild & Co	5,730.5	12	16.	Sidley Austin LLP	4,873.0	8
17.	Jefferies LLC	4,746.6	11	17.	Ashurst LLP	4,861.4	6
18.	Lazard	4,497.4	5	18.	Allens	4,695.3	12
19.	Barclays Plc	4,285.1	5	19.	Corrs Chambers Westgarth	4,693.5	10
20.	Gram Capital Ltd.	4,283.5	7	20.	Sullivan & Cromwell LLP	4,393.4	6
21.	CSC Financial Co., Ltd.	4,150.6	4	21.	Cleary Gottlieb Steen & Hamilton LLP	4,305.0	6
22.	CITIC Securities Co., Ltd.	4,090.5	6	22.	Weil, Gotshal & Manges LLP	3,534.4	6
23.	China Investment Corp.	3,250.0	4	23.	A&O Shearman LLP	3,378.3	9
24.	Wells Fargo & Co.	2,975.2	1	24.	Hogan Lovells	3,336.1	5
24.	The Toronto-Dominion Bank	2,975.2	1	25.	Davis Polk & Wardwell LLP	3,309.2	6
26.	Greenhill & Co., Inc.	2,856.0	5	26.	Haiwen & Partners	3,264.8	4
27.	Flagstaff Partners Pty Ltd.	2,815.2	2	27.	White & Case LLP	3,224.0	7
28.	HSBC Holdings Plc	2,643.2	8	28.	Skadden, Arps, Slate, Meagher & Flom	3,221.0	11
29.	CDX Advisors LLC	2,521.4	1	29.	Latham & Watkins LLP	3,182.8	20
30.	Merdeka Corporate Finance Ltd.	2,300.0	1	30.	Morgan, Lewis & Bockius LLP	3,164.0	3
31.	KPMG International Coop.	2,153.8	11	31.	Loeb & Loeb LLP	3,094.7	3
32.	Barrenjoey Capital Partners Group	1,787.6	5	32.	Linklaters LLP	2,968.2	5
33.	Monash Advisory Pty Ltd.	1,754.0	2	33.	Demarest & Almeida Advogados	2,802.2	2
34.	Moelis & Co.	1,734.6	10	33.	Cravath, Swaine & Moore LLP	2,802.2	1
35.	Luminis Partners Pty Ltd.	1,677.8	2	35.	Morrison & Foerster LLP	2,789.6	2
36.	Kotak Mahindra Bank Ltd.	1,671.1	3	36.	Talwar Thakore & Associates	2,741.8	4
37.	Beijing Zero2ipo Investment	1,656.1	1	37.	SNG & Partners	2,725.7	2
38.	CICC Investment Management Co.	1,535.2	2	37.	Appleby Global Group Services Ltd.	2,725.7	1
39.	Stanton Road Partners Pty Ltd.	1,493.3	1	39.	AZB & Partners	2,519.8	26
40.	Rainbow Capital (HK) Ltd.	1,319.7	4	40.	Hunter Taubman Fischer LLC	2,484.1	2
41.	Fosun International Securities Ltd.	1,312.5	1	41.	Shardul Amarchand Mangaldas & Co.	2,340.3	6
42.	Gresham Partners Ltd.	1,286.8	8	42.	DaHui Lawyers	2,300.0	1
43.	PricewaterhouseCoopers	1,140.4	38	42.	Milbank LLP	2,300.0	1
44.	RBC Capital Markets	1,094.0	3	44.	Merits & Tree Law Offices	2,142.8	1
45.	Evercore, Inc.	1,062.6	5	45.	TriLegal Partners	2,023.6	8
46.	UniCredit SpA	950.0	1	46.	Maddocks Pty Ltd.	1,828.7	5
47.	Altus Capital Ltd.	942.4	6	47.	Baker & McKenzie LLP	1,780.8	10
48.	BDO LLP	875.6	13	48.	Freshfields Bruckhaus Deringer LLP	1,758.4	6
49.	SCP Resource Finance LP	843.0	2	49.	Mills Oakley Lawyers Pty Ltd.	1,691.7	2
50.	Deloitte LLP	818.6	10	50.	Thomson Geer Lawyers	1,690.5	7

If you would like to participate in our league table rankings or have questions about league table criteria, please contact [advisors@factset.com](mailto:advisors@factset.com) or North America: Tayo Olatoyan – [tolatoyan@factset.com](mailto:tolatoyan@factset.com), Global: Anita Abbas – [aabbas@factset.com](mailto:aabbas@factset.com), Activism: [sharkrepellentadvisors@factset.com](mailto:sharkrepellentadvisors@factset.com).

## ASIA EX-JAPAN: ANNOUNCED DEALS – RANKED BY NUMBER OF DEALS

Financial Advisor		Transaction Value (\$Mil)*	Total Deals**	Legal Advisor		Transaction Value (\$Mil)*	Total Deals**
1.	Ernst & Young Global Ltd.	\$7,139.5	60	1.	Herbert Smith Freehills LLP	\$16,385.1	40
2.	PricewaterhouseCoopers	1,140.4	38	2.	Khaitan & Co. LLP	5,797.7	36
3.	UBS Group AG	15,200.0	31	3.	AZB & Partners	2,519.8	26
4.	Goldman Sachs & Co.	16,129.4	20	4.	Latham & Watkins LLP	3,182.8	20
5.	Morgan Stanley	6,794.9	14	5.	Kirkland & Ellis LLP	18,182.4	17
5.	JPMorgan Chase & Co	16,414.6	14	6.	Gilbert + Tobin	5,076.0	15
7.	BDO LLP	875.60	13	7.	King & Wood Mallesons Ltd.	10,748.1	14
7.	BofA Securities	18,498.40	13	8.	J. Sagar Associates	1,558.9	13
7.	Macquarie Group	7,129.40	13	9.	Allens	4,695.3	12
10.	Rothschild & Co	5,730.5	12	10.	Skadden, Arps, Slate, Meagher & Flom	3,221.0	11
11.	Citigroup	9,937.60	11	10.	Jones Day LP	187.3	11
11.	Jefferies LLC	4,746.60	11	12.	Baker & McKenzie LLP	1,780.80	10
11.	KPMG International Coop.	2,153.80	11	12.	Clifford Chance LLP	11,360.20	10
14.	Deloitte LLP	818.6	10	12.	Corrs Chambers Westgarth	4,693.50	10
14.	Moelis & Co.	1,734.6	10	15.	Cyril Amarchand Mangaldas	1,453.2	9
16.	BNP Paribas SA	8,019.9	9	15.	A&O Shearman LLP	3,378.3	9
16.	Grant Samuel & Associates Pty Ltd.	5,775.0	9	17.	CMS	5,635.70	8
18.	Gresham Partners Ltd.	1,286.80	8	17.	Sidley Austin LLP	4,873.00	8
18.	Houlihan Lokey, Inc.	412.40	8	17.	TriLegal Partners	2,023.60	8
18.	HSBC Holdings Plc	2,643.20	8	20.	DLA Piper Group	5,933.70	7
21.	Gram Capital Ltd.	4,283.5	7	20.	Goodwin Procter LLP	761.20	7
22.	Altus Capital Ltd.	942.40	6	20.	Squire Patton Boggs (US) LLP	293.8	7
22.	CITIC Securities Co., Ltd.	4,090.50	6	20.	Thomson Geer Lawyers	1,690.50	7
22.	Daiwa / DC Advisory	329.4	6	20.	White & Case LLP	3,224.00	7
22.	Red Sun Capital Ltd.	174.70	6	25.	Ashurst LLP	4,861.40	6
26.	Avendus Capital Pvt Ltd.	770.4	5	25.	Cleary Gottlieb Steen & Hamilton LLP	4,305.00	6
26.	Nuada Ltd.	55.4	5	25.	Davis Polk & Wardwell LLP	3,309.20	6
26.	Natixis SA	743.9	5	25.	Dentons Rodyk & Davidson LLP	634.2	6
26.	Greenhill & Co., Inc.	2,856.0	5	25.	Freshfields Bruckhaus Deringer LLP	1,758.40	6
26.	Barclays Plc	4,285.1	5	25.	Gibson, Dunn & Crutcher LLP	1,076.90	6
26.	Lazard	4,497.4	5	25.	Shardul Amarchand Mangaldas & Co.	2,340.30	6
26.	Barrenjoey Capital Partners Group	1,787.6	5	25.	Sullivan & Cromwell LLP	4,393.40	6
26.	Evercore, Inc.	1,062.6	5	25.	Weil, Gotshal & Manges LLP	3,534.40	6
26.	Argonaut Ltd.	785.2	5	34.	Cooley LLP	63.90	5
35.	China Investment Corp.	3,250.00	4	34.	Fangda Partners	298.20	5
35.	Clairfield International SA	3.9	4	34.	Hamilton Locke	121.30	5
35.	CSC Financial Co., Ltd.	4,150.60	4	34.	Hogan Lovells	3,336.10	5
35.	Grant Thornton International Ltd.	221.40	4	34.	Linklaters LLP	2,968.20	5
35.	JM Financial Ltd.	787.40	4	34.	Maddocks Pty Ltd.	1,828.70	5
35.	Kroll Inc	8,670.00	4	34.	Minterellison	859.40	5
35.	Lego Corporate Finance Ltd.	24.60	4	34.	Norton Rose Fulbright LLP	717.40	5
35.	Rainbow Capital (HK) Ltd.	1,319.70	4	34.	Simpson Thacher & Bartlett LLP	8,428.00	5
35.	Somerley Capital Holdings Ltd.	778.4	4	43.	Anagram Partners	1,194.10	4
35.	Translink International AG	4.60	4	43.	Arnold Bloch Leibler	109.2	4
35.	UOB-Kay Hian Holdings Ltd.	16.50	4	43.	DeHeng Law Offices	263.50	4
46.	Canterbury Partners Pty Ltd.	-	3	43.	Gianni & Origoni	25.80	4
46.	Bestar Investment Consulting Co.	1.4	3	43.	Haiwen & Partners	3,264.80	4
46.	BMO Capital Markets Corp	623.5	3	43.	Steinepreis Paganin Lawyers	94.00	4
46.	RBC Capital Markets	1,094.0	3	43.	Talwar Thakore & Associates	2,741.80	4
46.	Kotak Mahindra Bank Ltd.	1,671.1	3	43.	Wilson Sonsini Goodrich & Rosati	9,006.80	4

If you would like to participate in our league table rankings or have questions about league table criteria, please contact [advisors@factset.com](mailto:advisors@factset.com) or North America: Tayo Olatoyan – [tolatoyan@factset.com](mailto:tolatoyan@factset.com), Global: Anita Abbas – [aabbas@factset.com](mailto:aabbas@factset.com), Activism: [sharkrepellentadvisors@factset.com](mailto:sharkrepellentadvisors@factset.com).



## JAPAN: ANNOUNCED DEALS – RANKED BY TRANSACTION VALUE

Financial Advisor		Transaction Value (\$Mil)*	Total Deals**	Legal Advisor		Transaction Value (\$Mil)*	Total Deals**
1.	JPMorgan Chase & Co	¥1,835,778.0	4	1.	Nagashima Ohno & Tsunematsu	¥1,052,119.9	5
2.	Mitsubishi UFJ Morgan Stanley	988,886.1	6	2.	DLA Piper Group	1,030,597.2	5
3.	Daiwa / DC Advisory	983,272.9	26	3.	Covington & Burling LLP	899,820.4	2
4.	Morgan Stanley	882,011.0	7	4.	King & Wood Mallesons Ltd.	853,581.4	1
5.	Kroll Inc	861,881.4	2	4.	Reed Smith LLP	853,581.4	1
6.	Deutsche Bank AG	853,581.4	2	6.	Morrison & Foerster LLP	819,356.9	5
7.	KPMG International Coop.	795,860.0	6	7.	Anderson Mori & Tomotsune	748,929.7	11
8.	Sumitomo Mitsui Financial Group	710,015.8	8	8.	Paul, Weiss, Rifkind, Wharton & Garrison	701,928.3	2
9.	Moelis & Co.	706,141.0	2	8.	Brownstein Hyatt Farber Schreck LLP	701,928.3	1
10.	Vestra Advisors, LLC	701,928.3	1	10.	Latham & Watkins LLP	673,714.7	4
11.	UBS Group AG	515,964.9	7	11.	Debevoise & Plimpton LLP	644,003.5	3
12.	Goldman Sachs & Co.	490,490.1	8	12.	Nakamura Tsunoda & Matsumoto	613,172.6	3
13.	BofA Securities	440,081.7	5	13.	Wachtell, Lipton, Rosen & Katz	596,139.2	1
14.	Nomura Securities Co., Ltd.	406,898.1	9	14.	Nishimura & Asahi	591,234.1	10
15.	Plutus Consulting Co. Ltd.	338,506.6	9	15.	TMI Associates	579,029.5	11
16.	Mizuho Financial Group, Inc.	294,471.4	18	16.	Goodwin Procter LLP	394,423.1	2
17.	PricewaterhouseCoopers	248,098.5	9	17.	Greenberg Traurig PA	348,184.1	1
18.	YAMADA Consulting Group Co., Ltd.	220,865.9	8	17.	Cravath, Swaine & Moore LLP	348,184.1	1
19.	MTS Health Partners LP	164,986.9	1	19.	Simpson Thacher & Bartlett LLP	293,148.0	4
19.	Lazard	164,986.9	2	20.	Mori Hamada & Matsumoto	243,715.2	12

## JAPAN: ANNOUNCED DEALS – RANKED BY NUMBER OF DEALS

Financial Advisor		Transaction Value (\$Mil)*	Total Deals**	Legal Advisor		Transaction Value (\$Mil)*	Total Deals**
1.	Daiwa / DC Advisory	¥983,272.9	26	1.	Mori Hamada & Matsumoto	¥243,715.2	12
2.	Mizuho Financial Group, Inc.	294,471.4	18	2.	Anderson Mori & Tomotsune	748,929.7	11
3.	Houlihan Lokey, Inc.	133,349.3	14	2.	TMI Associates	579,029.5	11
4.	Ernst & Young Global Ltd.	67,506.5	10	4.	Nishimura & Asahi	591,234.1	10
5.	Nomura Securities Co., Ltd.	406,898.10	9	5.	City-Yuwa Partners	66,390.60	5
5.	Plutus Consulting Co. Ltd.	338,506.60	9	5.	CMS	63,356.00	5
5.	PricewaterhouseCoopers	248,098.50	9	5.	DLA Piper Group	1,030,597.20	5
8.	Goldman Sachs & Co.	490,490.1	8	5.	Morrison & Foerster LLP	819,356.90	5
8.	Sumitomo Mitsui Financial Group,	710,015.8	8	5.	Nagashima Ohno & Tsunematsu	1,052,119.90	5
8.	YAMADA Consulting Group Co., Ltd.	220,865.9	8	10.	Herbert Smith Freehills LLP	236,984.5	4
11.	Morgan Stanley	882,011.00	7	10.	Latham & Watkins LLP	673,714.7	4
11.	UBS Group AG	515,964.90	7	10.	Simpson Thacher & Bartlett LLP	293,148.0	4
13.	KPMG International Coop.	795,860.00	6	13.	ARQIS Rechtsanwälte	-	3
13.	Mitsubishi UFJ Morgan Stanley	988,886.10	6	13.	Davis Polk & Wardwell LLP	166,174.50	3
13.	Rothschild & Co	73,315.30	6	13.	Debevoise & Plimpton LLP	644,003.50	3
16.	BofA Securities	440,081.7	5	13.	Gibson, Dunn & Crutcher LLP	30,614.90	3
17.	JPMorgan Chase & Co	1,835,778.0	4	13.	Hogan Lovells	45,658.70	3
18.	Citigroup	103,835.20	3	13.	Kirkland & Ellis LLP	111,809.30	3
18.	Deloitte LLP	40,145.30	3	13.	Maynard Nexsen PC	-	3
18.	Mitsubishi UFJ Financial Group, Inc.	35,024.70	3	13.	Nakamura Tsunoda & Matsumoto	613,172.60	3

If you would like to participate in our league table rankings or have questions about league table criteria, please contact [advisors@factset.com](mailto:advisors@factset.com) or North America: Tayo Olatoyan – [tolatoyan@factset.com](mailto:tolatoyan@factset.com), Global: Anita Abbas – [aabbas@factset.com](mailto:aabbas@factset.com), Activism: [sharkrepellentadvisors@factset.com](mailto:sharkrepellentadvisors@factset.com).

## COMPANY DEFENSE – TOP BANKS &amp; LAW FIRMS

Rank	Financial Advisor	Total Campaigns**	Rank	Legal Advisor	Total Campaigns**
1.	JPMorgan Chase & Co	16	1.	Sidley Austin LLP	49
2.	BofA Securities	13	2.	Latham & Watkins LLP	13
3.	Spotlight Advisors LLC	11	2.	Paul Hastings LLP	13
4.	Goldman Sachs & Co.	7	4.	Kirkland & Ellis LLP	11
5.	Morgan Stanley	4	4.	Vinson & Elkins LLP	11
6.	Evercore, Inc.	3	6.	Gibson, Dunn & Crutcher LLP	7
7.	Centerview Partners Advisory Holdings LLC	2	6.	Wilson Sonsini Goodrich & Rosati	7
7.	Moelis & Co.	2	8.	Wachtell, Lipton, Rosen & Katz	6
9.	Ardea Partners LP	1	9.	Cooley LLP	3
9.	Citigroup	1	9.	Simpson Thacher & Bartlett LLP	3
9.	Jefferies LLC	1	11.	Bond Dickinson LLP	2
9.	Macquarie Group	1	11.	Cravath, Swaine & Moore LLP	2
9.	Portage Point Partners LLC	1	11.	Goodwin Procter LLP	2
9.	RBC Capital Markets	1	11.	Hogan Lovells	2
9.	Wells Fargo & Co.	1			

\*15 firms tied with 1 campaign.

## TOP LAW FIRMS TO ACTIVISTS

Rank	Legal Advisor	Total Campaigns**
1.	Olshan Frome Wolosky LLP	37
1.	Schulte Roth & Zabel LLP	37
3.	Cadwalader, Wickersham & Taft LLP	8
4.	Baker & Hostetler LLP	3
4.	Foley Gardere	3
4.	Kleinberg, Kaplan, Wolff & Cohen PC	3
7.	Willkie Farr & Gallagher LLP	2
7.	Wilson Sonsini Goodrich & Rosati	2
9.	Akin, Gump, Strauss, Hauer & Feld LLP	1
9.	Debevoise & Plimpton LLP	1
9.	Heyman Enerio Gattuso & Hirzel LLP	1
9.	Kane Kessler PC	1
9.	Paul, Weiss, Rifkind, Wharton & Garrison LLP	1
9.	Proskauer Rose LLP	1
9.	Sullivan & Cromwell LLP	1

If you would like to participate in our league table rankings or have questions about league table criteria, please contact [advisors@factset.com](mailto:advisors@factset.com) or North America: Tayo Olatoyan – [tolatoyan@factset.com](mailto:tolatoyan@factset.com), Global: Anita Abbas – [aabbas@factset.com](mailto:aabbas@factset.com), Activism: [sharkrepellentadvisors@factset.com](mailto:sharkrepellentadvisors@factset.com).

## About FactSet

FactSet (NYSE:FDS | NASDAQ:FDS) delivers superior content, analytics, and flexible technology to help more than 162,000 users see and seize opportunity sooner. We give investment professionals the edge to outperform with informed insights, workflow solutions across the portfolio lifecycle, and industry-leading support from dedicated specialists. We're proud to have been recognized with multiple awards for our analytical and data-driven solutions and repeatedly scored 100 by the Human Rights Campaign® Corporate Equality Index for our LGBTQ+ inclusive policies and practices. Subscribe to our thought leadership blog to get fresh insight delivered daily at [insight.factset.com](https://insight.factset.com). Learn more at [www.factset.com](https://www.factset.com) and follow us on Twitter: [www.twitter.com/factset](https://www.twitter.com/factset).

### Important Notice

The information contained in this report is provided “as is” and all representations, warranties, terms and conditions, oral or written, express or implied (by common law, statute or otherwise), in relation to the information are hereby excluded and disclaimed to the fullest extent permitted by law. In particular, FactSet, its affiliates and its suppliers disclaim implied warranties of merchantability and fitness for a particular purpose and make no warranty of accuracy, completeness or reliability of the information. This report is for informational purposes and does not constitute a solicitation or an offer to buy or sell any securities mentioned within it. The information in this report is not investment advice. FactSet, its affiliates and its suppliers assume no liability for any consequence relating directly or indirectly to any action or inaction taken based on the information contained in this report. No part of this document (in whole or in part) may be reproduced, displayed, modified, distributed or copied (in whole or in part), in any form or format or by any means, without express written permission from FactSet Research Systems Inc.

*If you would like to participate in our league table rankings or have questions about league table criteria, please contact [advisors@factset.com](mailto:advisors@factset.com) or North America: Tayo Olatoyan – [tolatoyan@factset.com](mailto:tolatoyan@factset.com), Global: Anita Abbas – [aabbas@factset.com](mailto:aabbas@factset.com), Activism: [sharkrepellentadvisors@factset.com](mailto:sharkrepellentadvisors@factset.com).*